

How to put the à in Gàidhlig (Windows Vista/7)

The easiest way is to use what's called the **United Kingdom Extended** keyboard.

- Advantages:
2-key access to à è ì ò ù (also á é í ó ú ç etc for Irish, French or other languages)
No new hardware needed (i.e. works with your existing keyboard)
- Disadvantages: None. It's from Microsoft and comes with Windows anyway, it just needs to be enabled. It does not "mess up" any other keys. The only thing it does is to enable what's called "deadkeys" (keys which in the normal **United Kingdom** keyboard don't do anything "interactive")

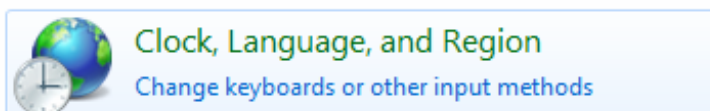
1. Click **Start**



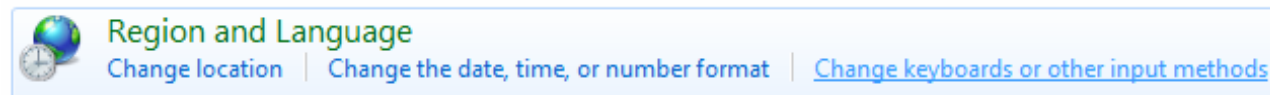
2. Click **Control Panel**



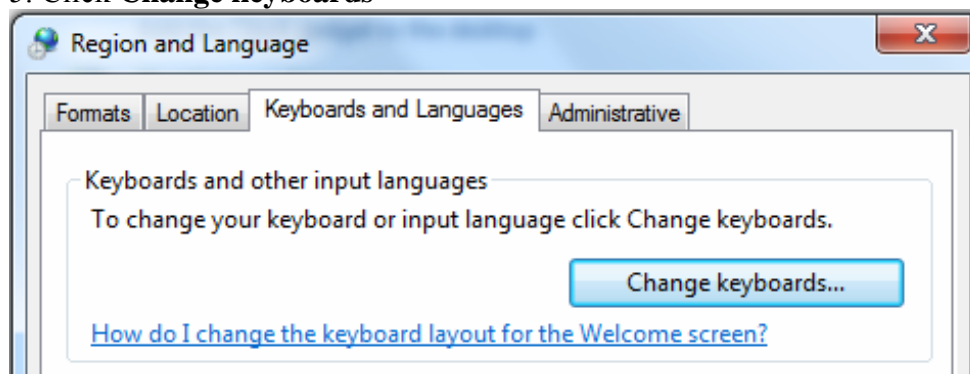
3. Click **Clock, Language, and Region**



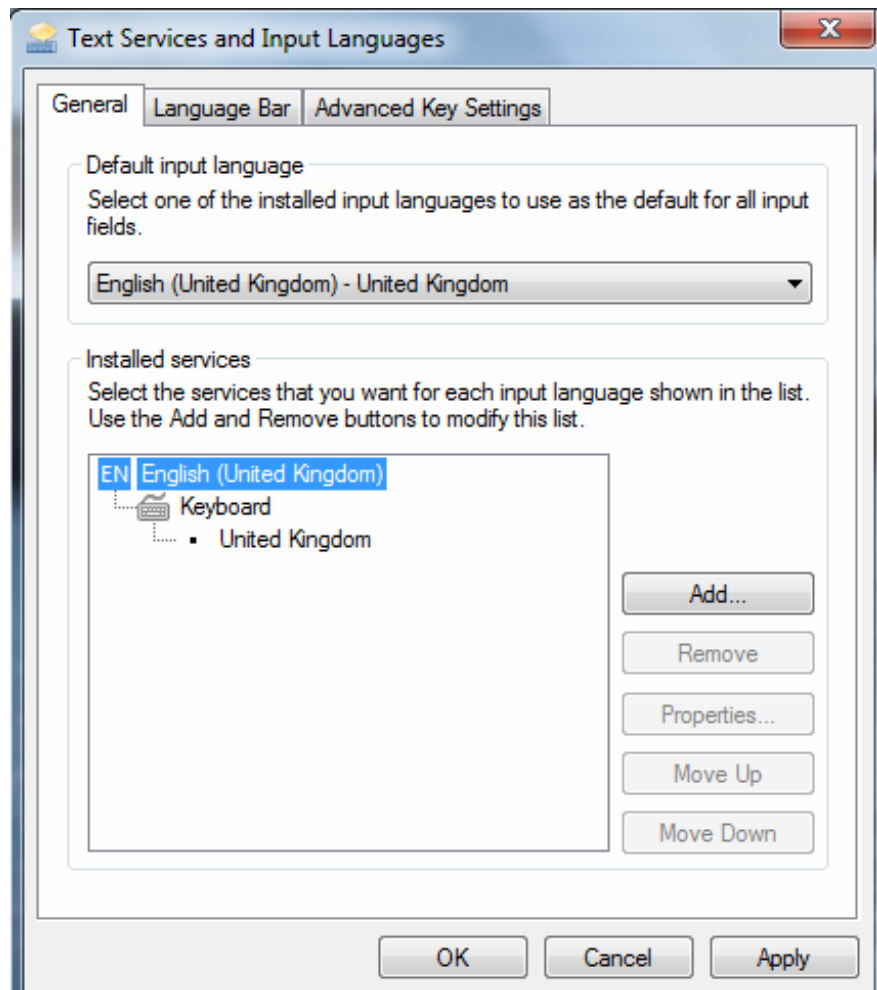
4. Click **Change Keyboards or other input methods**



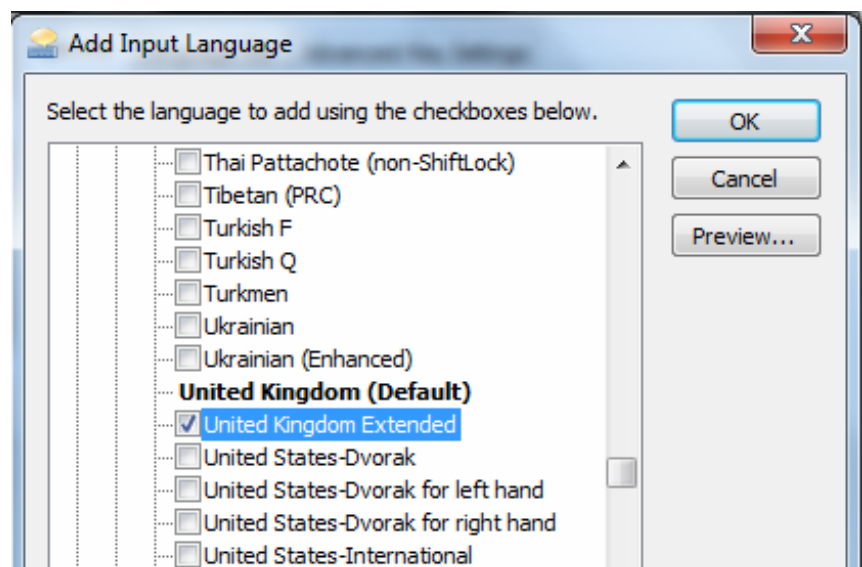
5. Click **Change keyboards**



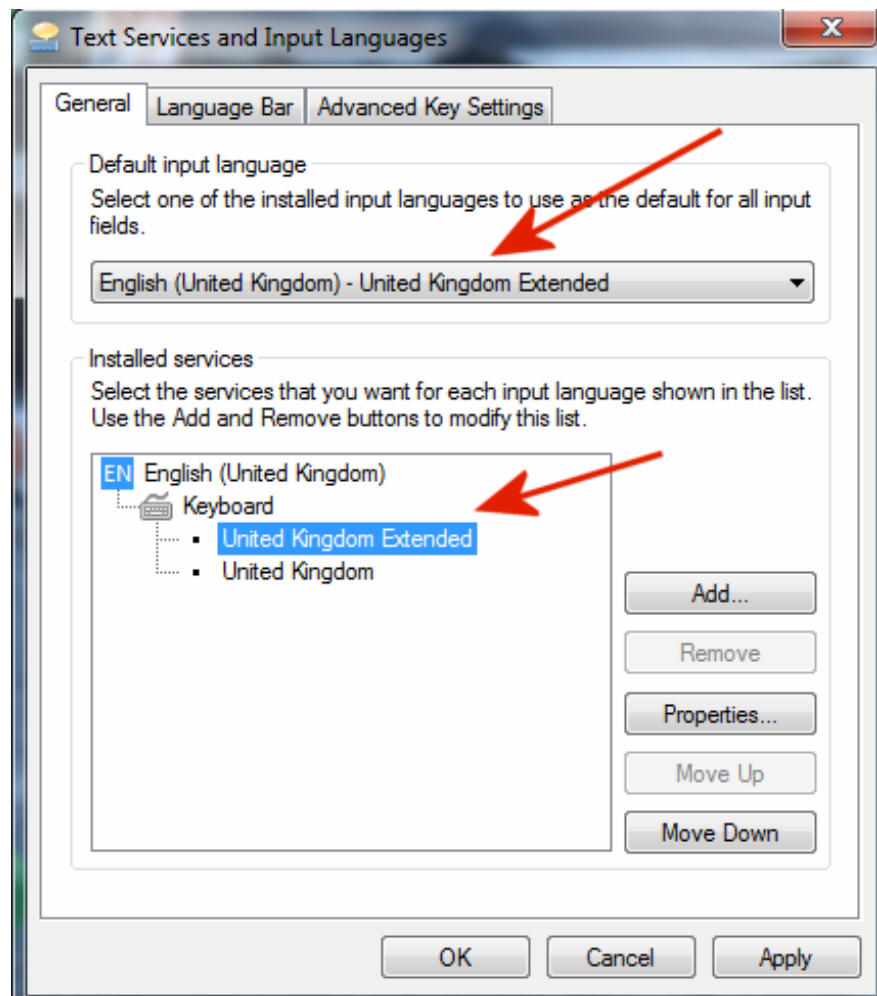
5. You'll see this or a similar setup. Click **Add**



6. Scroll down till you find **English** and (you may have to expand the menu by clicking on the + or scroll around a bit, the way this window looks varies, unfortunately) locate **United Kingdom Extended** and put a **tick** in the box. The click **OK**.



7. Back on this screen, make sure that you select the new keyboard under **Default input language** and that you use **Move Up** to move it above the old **United Kingdom** keyboard. It has to look like the screenshot on the right. Then click OK until all the windows are gone. That's it!



8. Depending on your settings, you may or may not see the keyboard icon in the bottom right corner. You may or may not have to restart your PC. If 9. below results in something like `a, then you need to restart.



9. So how do I get the graves?

Easy. Just to the left of the key with the number 1 on it (near the top left side of your keyboard), you'll see this key:



Press it once, then any vowel. Bingo. Here's a full list of what your keyboard now is capable of:

AltGr + letter: áéíóúwý

backquote (`) + letter: àèìòùwỳ

AltGr and 6 + letter: âêîôûwÿ

AltGr and 2 then a letter: äëïöüÿwÿ

AltGr and # then a letter: ãõñ

AltGr and c: ç